

## 7. 生活保護費の支出状況

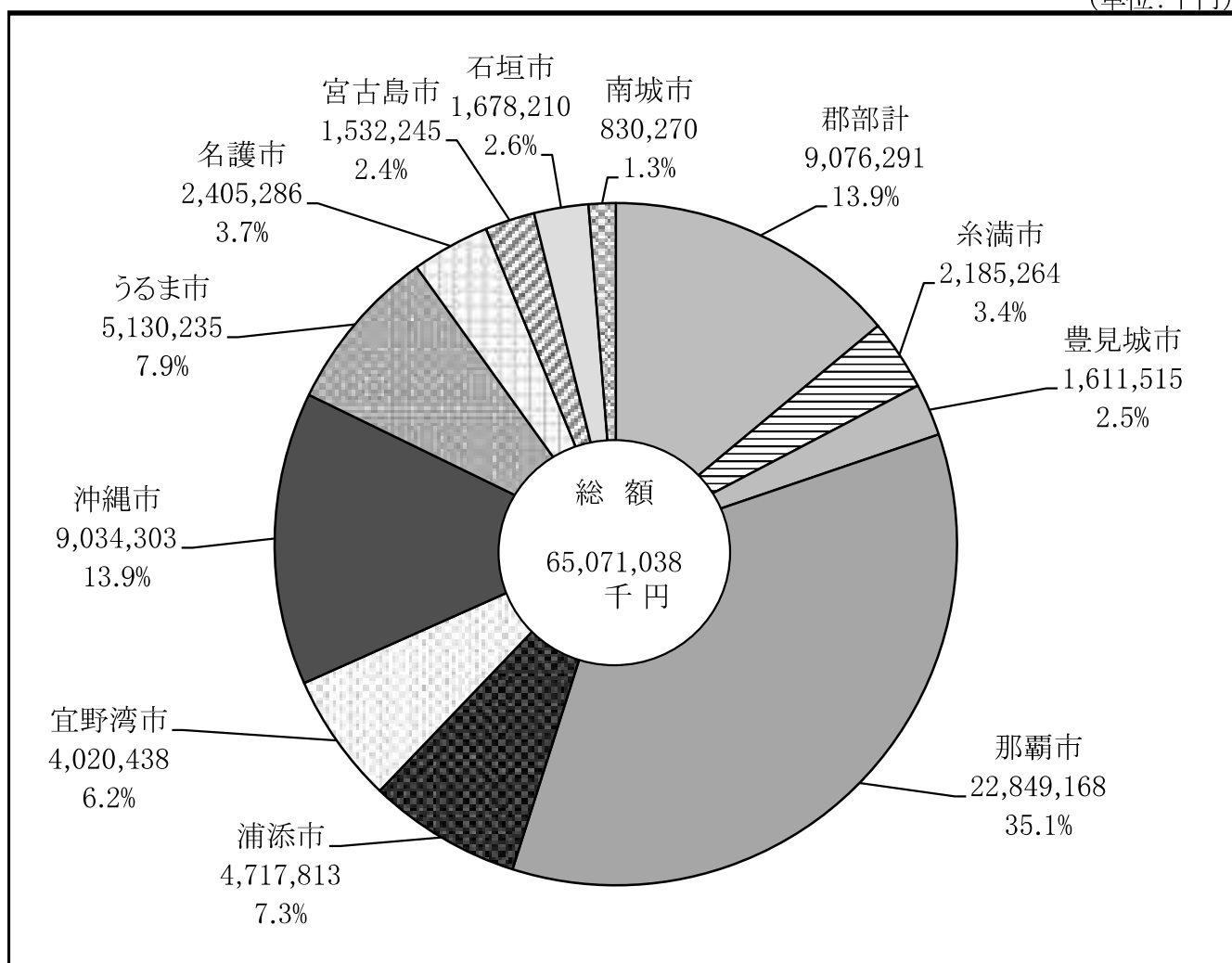
令和3年度の生活保護費の総額は、65,071,037,863千円となっている。市部・郡部の構成比は市部86.1%、郡部13.9%となっており、那覇市が総額の35.1%を占めている。

生活保護費の扶助別構成比は前年度とほとんど変わらないが、市部と郡部を比較すると、生活扶助費、住宅扶助費については、郡部より市部が高い傾向にあり、医療扶助費については、郡部が市部より高い傾向が見られる。

なお、令和3年度における1世帯当たりの年間生活保護費は、前年度より1.6%減の2,103千円(月額約175千円)となっている。一人当たりの年間医療扶助費は、対前年度比0.4%減の1,204千円となっている。

図2-19 生活保護費の事務所別構成比及び金額(令和3年度)

(単位:千円)



資料:生活保護費等国庫負担金にかかる事業実績報告書

表2-18 扶助費別保護費の推移(各扶助別及び施設事務費内訳)

区分	扶助費										施設事務費等	合計
	生活扶助	住宅扶助	教育扶助	介護扶助	医療扶助	出産扶助	生業扶助	葬祭扶助	計			
昭和47	2,380,140,000	105,822,000	130,433,000	688,580,000	1,734,000	503,000	2,523,000	3,309,735,000	12,543,000	3,322,278,000		
50	4,209,636,000	279,358,000	281,674,000	1,477,586,000	4,636,000	673,000	4,963,000	6,258,526,000	37,152,000	6,295,678,000		
55	8,052,923,291	1,022,287,322	513,936,436	5,813,215,831	10,757,059	1,271,147	14,306,963	15,428,098,049	118,800,025	15,547,498,074		
60	9,340,850,597	1,653,493,332	591,703,309	9,602,459,486	11,709,540	920,132	9,883,374	21,151,019,770	161,417,319	21,312,437,089		
平成23	13,074,524,085	4,933,794,736	311,898,042	1,003,560,070	21,489,182,661	248,170,361	48,562,557	41,121,478,502	292,405,484	41,413,883,986		
24	14,632,986,555	5,484,375,626	362,185,563	1,131,828,238	23,889,377,753	10,853,450	54,478,024	45,741,847,853	301,498,143	46,043,345,996		
25	15,388,307,412	5,977,844,159	360,494,892	1,291,588,363	25,348,338,446	16,512,919	56,034,863	48,617,942,621	293,973,230	48,911,915,851		
26	17,738,111,058	7,251,685,436	333,723,486	1,609,232,670	29,271,274,138	17,003,992	73,401,502	56,472,397,976	318,703,130	56,791,101,106		
27	17,865,708,814	7,587,876,669	326,585,035	1,754,263,971	31,064,236,127	18,900,561	76,522,929	58,857,090,719	317,897,438	59,174,988,157		
28	18,266,167,596	7,899,385,971	320,679,172	1,905,248,043	31,103,204,012	13,231,442	75,188,310	59,734,605,055	337,818,669	60,072,423,724		
29	18,223,729,594	8,108,462,969	312,398,872	1,974,606,951	32,495,761,041	16,451,225	91,998,968	61,866,993,268	348,220,865	61,715,214,133		
30	18,126,057,794	8,294,942,503	270,396,257	1,985,236,056	33,650,599,879	17,456,807	95,854,910	62,572,822,060	377,330,045	62,950,152,105		
令和元	18,049,353,160	8,471,510,223	229,858,573	2,039,188,758	35,320,507,834	20,575,049	97,562,891	64,335,100,452	373,555,780	64,708,656,232		
令和2	17,945,801,484	8,658,743,454	234,651,496	2,064,196,581	34,979,997,603	16,422,379	106,765,266	64,112,103,960	385,485,458	64,497,589,418		
令和3	18,197,101,914	8,863,060,991	212,655,736	2,074,343,019	35,114,587,333	11,189,787	125,834,165	64,700,021,104	371,016,759	65,071,037,883		
昭和47	1,689,620,000	49,630,000	92,009,000	481,380,000	1,153,000	270,000	1,416,000	2,315,478,000	5,917,000	2,321,395,000		
50	1,525,971,000	31,047,000	91,113,000	532,081,000	2,032,000	340,000	1,297,000	2,183,881,000	12,318,000	2,196,202,000		
55	2,576,026,283	95,757,496	152,285,148	1,867,331,167	3,833,670	1,004,730	2,522,663	4,698,761,157	55,884,140	4,754,645,297		
60	2,561,976,061	169,904,378	135,224,201	3,022,367,875	2,680,740	324,670	1,551,085	5,894,029,010	72,713,400	5,966,742,410		
平成23	2,208,252,707	698,654,735	68,232,498	183,890,871	4,145,714,737	1,049,378	33,132,321	9,020,960	102,948,389	7,451,896,596		
24	2,251,530,649	736,256,027	59,734,258	213,746,930	4,507,270,868	973,384	29,763,308	10,237,169	110,156,499	7,919,689,092		
25	2,229,485,974	763,511,834	57,655,065	231,293,925	4,467,000,411	1,106,070	28,401,382	7,787,645,742	104,621,048	7,892,266,790		
26	2,319,266,562	795,607,935	52,465,800	242,218,442	4,308,707,567	690,108	29,794,532	7,755,461,419	107,408,964	7,862,870,383		
27	2,285,062,471	817,748,768	48,430,714	268,746,130	4,475,967,078	1,244,512	29,099,903	7,933,016,711	101,165,697	8,034,182,408		
28	2,264,738,848	837,452,931	42,777,189	281,987,781	4,584,918,304	509,503	23,224,239	8,044,086,052	98,082,445	8,142,168,497		
29	2,242,391,316	864,248,710	38,452,497	298,905,564	4,678,292,706	1,156,245	20,398,903	8,156,590,015	96,094,141	8,252,684,156		
30	2,240,065,380	882,558,965	34,051,807	309,870,028	4,754,194,510	1,205,506	14,830,643	8,246,219,558	100,235,826	8,346,455,384		
令和元	2,259,768,517	916,298,152	29,614,793	326,401,182	5,088,572,720	2,884,242	12,103,909	11,987,719	101,399,233	8,749,030,467		
令和2	2,278,477,196	956,436,398	30,628,279	328,920,081	5,270,339,022	387,745	14,238,509	8,895,980,795	106,210,836	9,002,191,631		
令和3	2,317,518,070	976,131,868	26,929,801	319,380,720	5,307,871,457	1,099,450	11,867,193	8,977,004,210	99,287,205	9,076,291,415		
昭和47	690,520,000	56,192,000	38,424,000	207,200,000	581,000	233,000	1,107,000	991,257,000	6,626,000	1,000,883,000		
50	2,683,665,000	248,311,000	190,561,000	945,502,000	2,604,000	333,000	3,666,000	4,074,642,000	24,834,000	4,099,476,000		
55	5,476,897,008	926,629,826	361,651,288	3,945,884,664	6,923,389	266,417	11,784,300	10,729,936,892	62,915,885	10,792,852,777		
60	6,778,874,536	1,483,588,954	396,479,108	6,880,091,611	9,023,800	595,462	8,332,289	15,256,990,760	88,703,919	15,345,694,679		
平成23	13,179,054,705	5,279,189,424	292,262,394	1,107,697,492	21,202,623,709	15,463,541	145,689,216	47,013,903	189,994,307	41,458,988,721		
24	14,281,904,207	5,792,805,694	291,128,917	1,240,723,681	22,579,302,803	15,722,717	148,967,443	56,712,257	191,024,841	44,588,292,600		
25	14,657,572,007	6,106,396,590	288,498,521	1,263,419,904	24,293,975,422	14,995,578	149,498,704	46,840,711,695	201,516,282	47,042,227,977		
26	15,418,844,496	6,456,077,501	281,237,686	1,367,014,228	24,962,866,571	16,313,884	148,171,162	48,716,936,557	211,294,166	48,928,230,723		
27	15,580,646,343	6,770,127,901	278,154,321	1,486,017,841	26,588,269,049	17,656,049	133,396,710	50,924,074,008	216,731,741	51,140,805,749		
28	16,001,628,748	7,061,833,010	277,901,983	1,623,260,262	26,518,285,708	12,721,939	128,276,270	51,690,519,003	239,736,224	51,930,255,227		
29	15,981,338,278	7,244,214,259	273,946,375	1,675,701,387	27,817,468,335	15,294,980	123,184,745	53,210,403,253	252,126,724	53,462,529,977		
30	15,886,592,414	7,412,383,538	236,344,450	1,676,366,028	28,896,405,369	16,251,301	115,847,211	54,326,602,502	277,094,219	54,603,696,721		
令和元	15,789,584,643	7,555,212,071	200,243,780	1,712,787,576	30,231,935,114	17,690,807	94,440,055	55,687,469,218	272,156,547	55,959,625,765		
令和2	15,667,324,288	7,702,307,056	204,023,217	1,735,276,500	29,709,658,581	16,034,634	92,526,757	55,216,123,165	279,274,622	55,495,397,787		
令和3	15,574,883,844	7,886,929,123	185,725,935	1,754,982,299	29,806,715,876	10,090,337	89,380,966	55,723,016,891	271,729,554	55,994,746,448		

資料：生活保護費等国庫直轄途にかかるとする事業実績報告書  
(施設事務費等に、平成26年度より就労自立給付金を、平成30年度より進学準備給付金を含む。)

図2-20 生活保護費の扶助別・年度別構成比


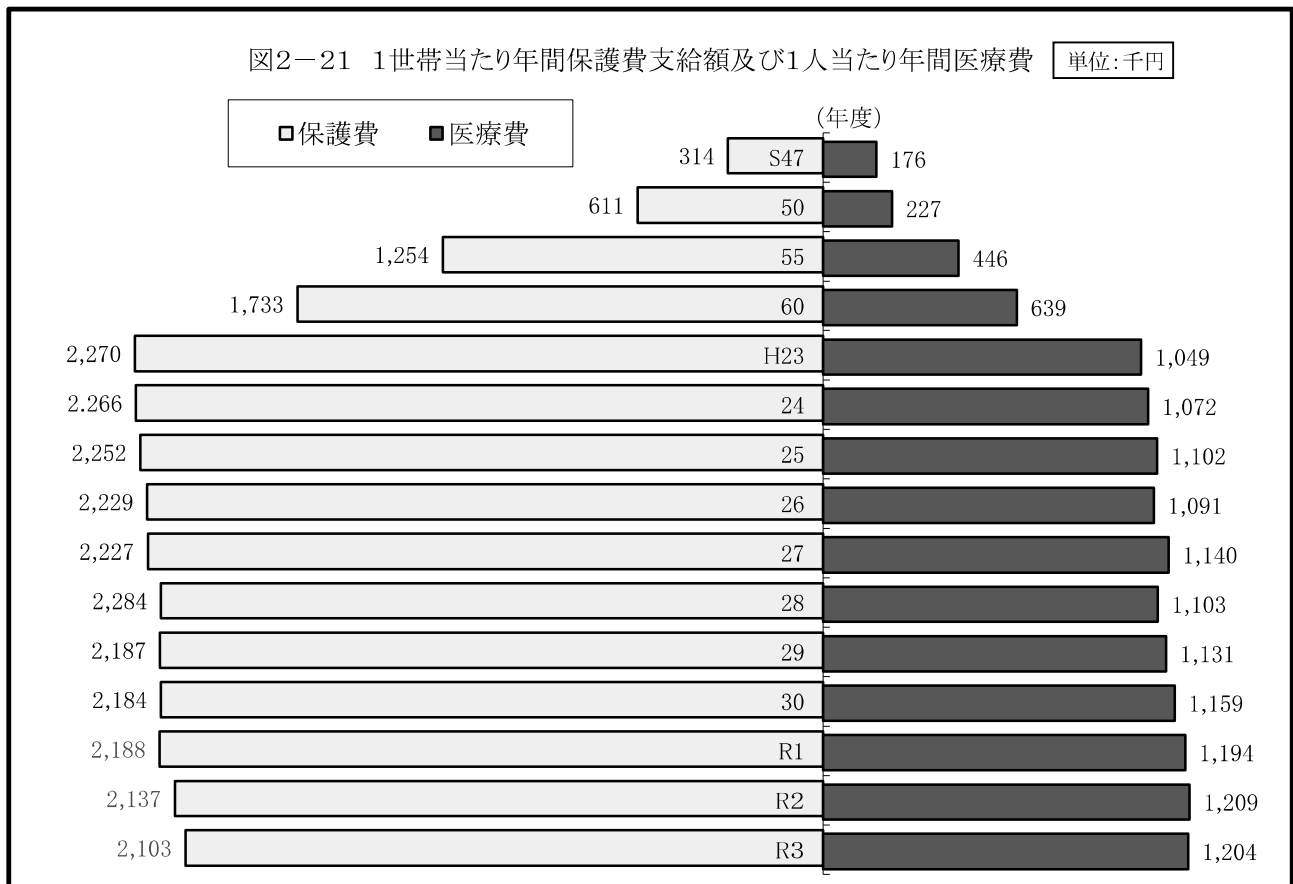


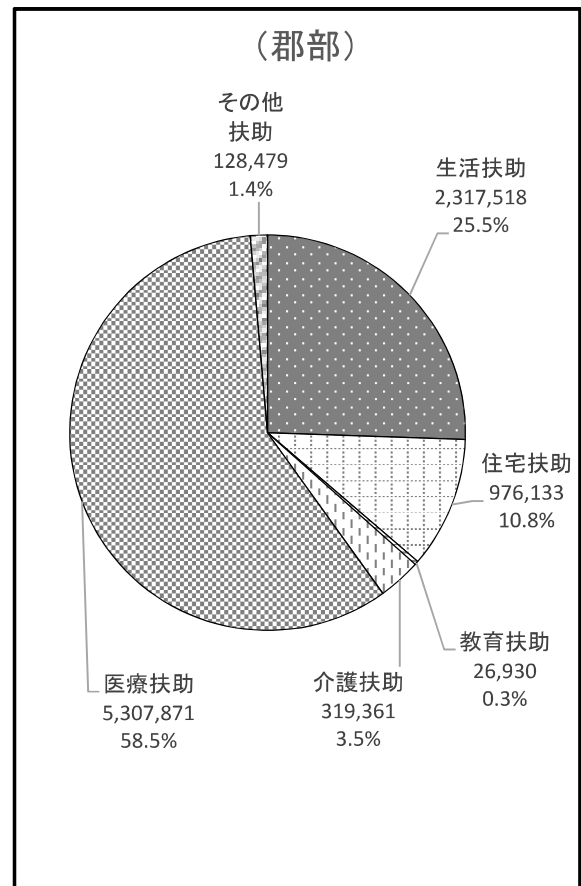
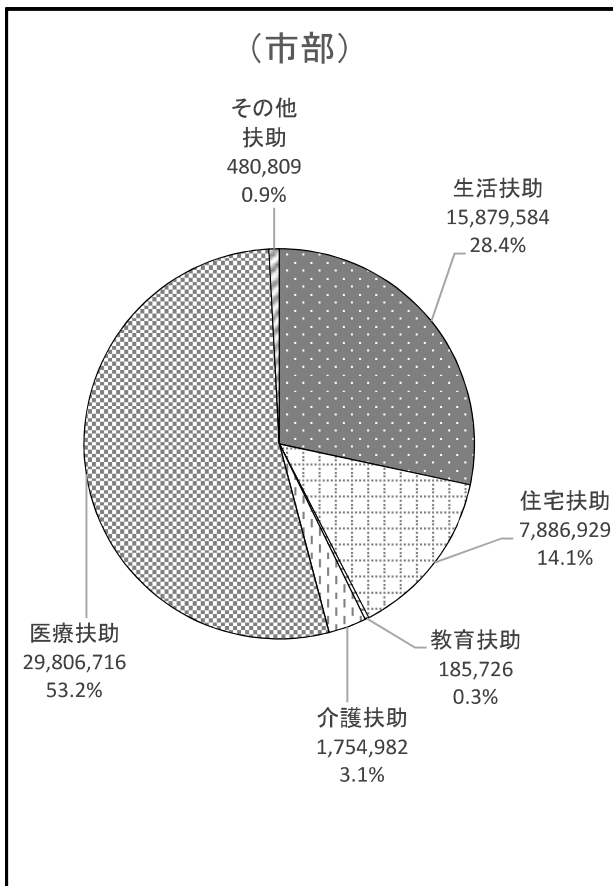
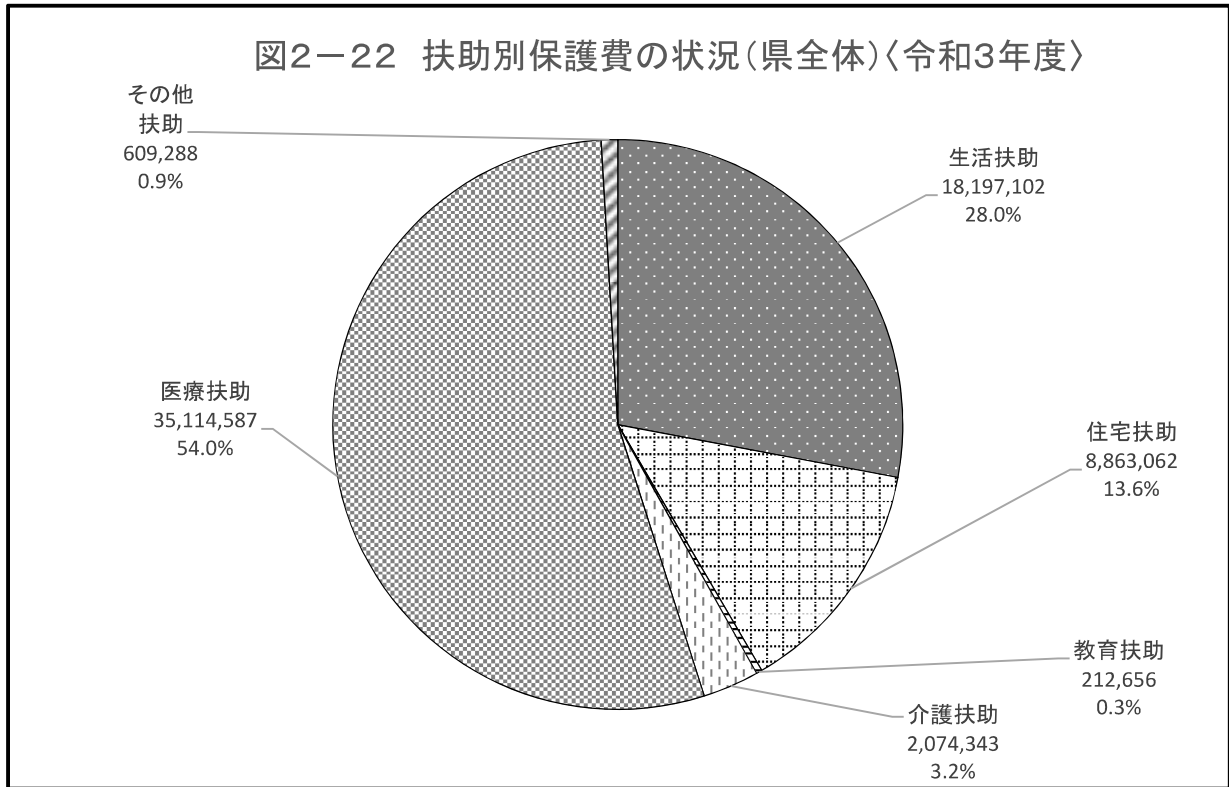
図2-21 1世帯当たり年間保護費支給額及び1人当たり年間医療費 単位:千円



資料:生活保護費等国庫負担金にかかる事業実績報告書、生活保護速報(月次)総括表(生活保護統計時系列分析表)

(単位:千円)

図2-22 扶助別保護費の状況(県全体)〈令和3年度〉



資料:生活保護費等国庫負担金にかかる事業実績報告書